

Monday		Tuesday		Wednesday	
Math:		Math	Lesson 10.7	Math:	Math Review Sheets
Word Study:	Read the poem, Holding Hands. Write the words 5x each	Word Study:	Read the poem, Holding Hands.	Word Study:	Read the poem, Holding Hands. Write a sentence with each word.
<u>Reading Journal:</u>	Read the book to a grown-up. Discuss what you read.	<u>Reading Journal:</u>	Read the book to a grown-up. In your reading journal notebook please write the date and title of the book and choose a response question for your level.	<u>Reading Journal:</u>	Read the book to a grown-up. Discuss what you read.
Thursday		Friday		Reminders	
Math		Math:		Please review word wall	
Word Study:	Read the poem, Holding Hands.	Word Study:		words- walk, by, work, they're, feel	
<u>Reading Journal:</u>	Read the book to a grown-up. In your reading journal notebook please write the date and title of the book and choose a response question for your level.			Unit 10 Math test – 4/18	
				Spring Recess 4/19- 4/26	

Homework week of: April 15, 2019

**Holding Hands
By Lenore M. Link**

**Elephants walking
Along the trails
Are holding hands
By holding tails**

**Trunks and tails
Are handy things
When elephants walk on circus rings.**

**Elephants work
And elephants play
And elephants walk
And feel so gay.**

**And when they walk—
It never fails
They're holding hands
By holding tails.**

Circle all the words that have the "ail" spelling pattern.
Then write 3 more words with that pattern.

Draw a picture to illustrate the poem.

Spelling Test Practice Sheet

*The Spelling Test will review 20 words. The New Words will always be on the test. The remaining words will be chosen from the Words to Practice list.

<p>New Words:</p> <p>walk</p> <p>by</p> <p>work</p> <p>they're</p> <p>feel</p>

Words to Practice:

1. there's
2. morning
3. eye
4. air
5. nobody
6. else
7. than
8. nice
9. between
10. could
11. also
12. grow
13. comes
14. any
15. house
16. open
17. off
18. old
19. like
20. feels
21. put
22. there
23. yet
24. everything
25. done
26. sister

27. never
28. ever
29. school
30. always
31. you're
32. world
33. know
34. really
35. only
36. were
37. don't
38. give
39. first
40. children
41. just
42. dear
43. do
44. high
45. low
46. head
47. should
48. some
49. went
50. friend
51. thought
52. who
53. love
54. yes
55. had
56. man
57. away
58. things
59. make
60. cold
61. keep
62. pretty
63. seen
64. what
65. was
66. where
67. every
68. much
69. that
70. want
71. you
72. good
73. happy
74. new
75. wish
76. when
77. play
78. shall
79. ready
80. little
81. does
82. his
83. because
84. said
85. from
86. but
87. be
88. if
89. here
90. once
91. when
92. over
93. their
94. along
95. again
96. say
97. now
98. touch
99. bow
100. take
101. so
102. got
103. very
104. put

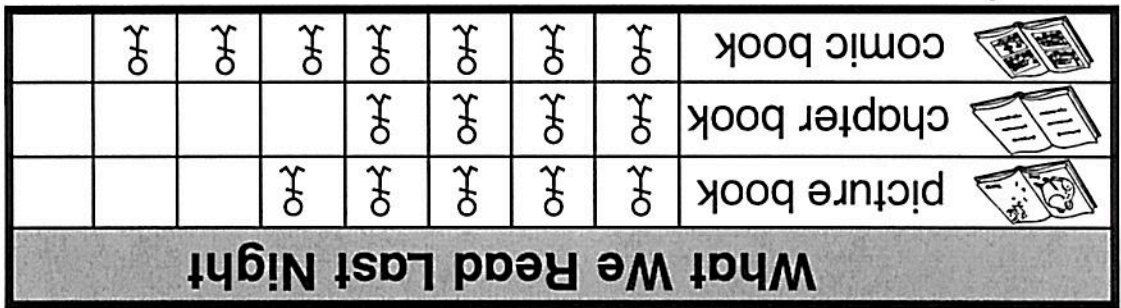
105. I
106. can't
107. they
108. made
109. has
110. out
111. about
112. down
113. of
114. with
115. he
116. is
117. some
118. saw
119. she
120. up
121. that
122. see
123. in
124. and
125. day
126. your
127. look
128. for
129. one
130. our
131. to
132. we
133. have
134. then
135. on
136. my
137. are

Chapter 10 Extra Practice

Name _____

Lessons 10.1 – 10.2 (pp. 413–420)

Use the picture graph to answer the question.



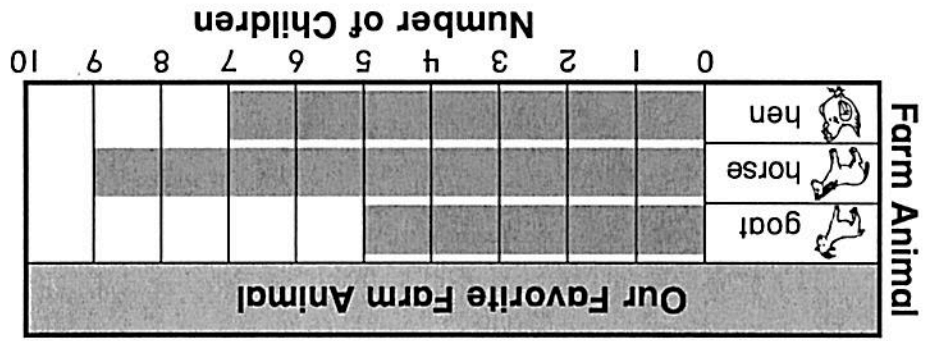
Each ♂ stands for 1 child.


1. How many children read  last night? _____ children

2. Which book did the most children read? Circle.   

Lesson 10.3 (pp. 421–424)

Use the bar graph to answer the question.



1. How many children chose  ? _____ children

2. How many more children chose  than  ? _____ more children

2. How many more children chose  than  ?

_____ more children

1. Which pet did more children choose? Circle.
Use the tally chart to answer each question.






Our Favorite Class Pet	
 fish	
 guinea pig	 #
Total	

Complete the tally chart.

Lessons 10.5 - 10.6 (pp. 429-436)

3. How many children chose  ? _____ children

2. Which toy did the most children choose? Circle.
  

Our Favorite Toy										
Toy	 baseball									
	 puzzle									
	 toy rabbit									

1. Make a bar graph.

Ask 10 friends which toy they like best.

Lesson 10.4 (pp. 425-427)