

Monday		Tuesday		Wednesday	
Math:	Lesson 4.4	Math	Lesson 4.5	Math:	Lesson 4.6
Word Study:	Read the poem <u>Hanukkah Song</u> . Write each word wall word 5x each.	Word Study:	Read the poem, <u>Hanukkah Song</u> .	Word Study:	Read the poem, <u>Hanukkah Song</u> . Write a sentence with each word.
<u>Reading Journal:</u> Read the book to a grown-up. Discuss what you read		<u>Reading Journal:</u> Read the book to a grown-up. In your reading journal notebook please write date and title. Then choose a fiction reading response to your just right level.		<u>Reading Journal:</u> Read the book to a grown-up. Discuss what you read.	
Thursday		Friday		Reminders	
Math	Chapter Review Sheet	Math:		Please review word wall words-	
Word Study:	Read the poem, <u>Hanukkah Song</u> .	Word Study:	Read the poem, <u>Hanukkah Song</u> . complete assignment.	<b>When, play, shall, ready, little</b>	
<u>Reading Journal:</u> Read the book to a grown-up. In your reading journal notebook please write date and title. Then choose a fiction reading response to your just right level.		<u>Reading Journal:</u> Read the book to a grown-up. Discuss what you read.		Spelling test every Friday on the word wall words. <b>*Math Test on Friday, December 7, 2018</b>	

## **Hanukkah Song**

**I have a little dreidel.**

**I made it out of clay.**

**And when it's dry and ready**

**Oh, dreidel I shall play.**

**Oh dreidel, dreidel, dreidel**

**I made it out of clay.**

**And when it's dry and ready**

**Oh dreidel I shall play.**

### **Assignment**

**Read 2x.**

**Circle all word wall words.**

**Underline rhyming words.**

**Write 4 words in the -ay family.**

# Spelling Test Practice Sheet

\*The Spelling Test will review 20 words. The New Words will always be on the test. The remaining words will be chosen from the Words to Practice list.

## New Words:

when

play

shall

ready

little

## Words to Practice:

1. does
2. his
3. because
4. said
5. from
6. but
7. be
8. if
9. here
10. once
11. when
12. over
13. their
14. along
15. again
16. say
17. now
18. touch
19. bow
20. take
21. so
22. got
23. very
24. put
25. I
26. can't
27. they
28. made
29. has

30. out
31. about
32. down
33. of
34. with
35. he
36. is
37. some
38. saw
39. she
40. up
41. that
42. see
43. in
44. and
45. day
46. your
47. look
48. for
49. one
50. our
51. to
52. we
53. have
54. then
55. on
56. my
57. are

Name \_\_\_\_\_

# Chapter 4 Extra Practice

## Lesson 4.1 (pp. 153–156) .....

Count back 1, 2, or 3.

Write the difference.

1.  $10 - 3 = \underline{\quad}$

2.  $\underline{\quad} = 11 - 3$

3.  $9 - 2 = \underline{\quad}$

4.  $\underline{\quad} = 6 - 1$

5.  $\underline{\quad} = 4 - 2$

6.  $8 - 3 = \underline{\quad}$

## Lesson 4.2 - 4.3 (pp. 157-163) .....

Think of an addition fact to help you subtract.

1. 
$$\begin{array}{r} 13 \\ - 9 \\ \hline \end{array}$$

$$\begin{array}{r} 9 \\ + \square \\ \hline 13 \end{array}$$

2. 
$$\begin{array}{r} 14 \\ - 7 \\ \hline \end{array}$$

$$\begin{array}{r} 7 \\ + \square \\ \hline 14 \end{array}$$

3. 
$$\begin{array}{r} 14 \\ - 5 \\ \hline \end{array}$$

4. 
$$\begin{array}{r} 5 \\ - 4 \\ \hline \end{array}$$

5. 
$$\begin{array}{r} 12 \\ - 9 \\ \hline \end{array}$$


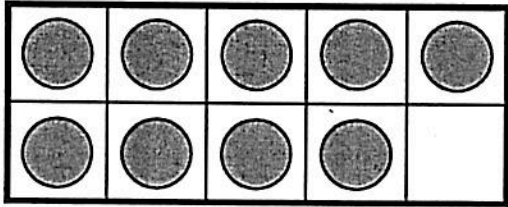
6. 
$$\begin{array}{r} 13 \\ - 6 \\ \hline \end{array}$$

7. 
$$\begin{array}{r} 15 \\ - 8 \\ \hline \end{array}$$

## Lesson 4.4 (pp. 165–168)

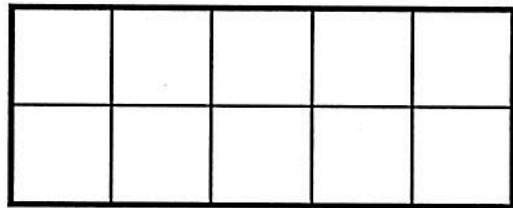

Use ● and ten frames.  
 Make a ten to subtract.  
 Draw to show your work.

1.  $16 - 9 = \underline{\quad?}$



$16 - 9 = \underline{\quad}$

2.  $13 - 8 = \underline{\quad?}$




$13 - 8 = \underline{\quad}$

## Lesson 4.5 (pp. 169–172)


Subtract.

1. What is  $15 - 7$ ?

**Step 1**



**Step 2**



$$\begin{array}{r} \underline{\quad} - \underline{\quad} \\ \quad \diagdown \quad \diagup \\ \underline{\quad} - \underline{\quad} = \underline{\quad} \end{array}$$

So,  $15 - 7 = \underline{\quad}$ .